



# WORLDWIDEDX RADIO FORUM

[dxHome](#)[dxForums](#)[dxChat](#)[dxGallery](#)[dxMembers](#)[W9WDX](#)[Log in](#)[Sign up](#)[Search Forums](#)[Recent Posts](#)[Home](#) > [dxForums](#) > [Amateur Radio Related](#) > [Amateur Radio Modifications](#) >

You can now help support WorldwideDX when you shop on Amazon at no additional cost to you! Simply follow this [Shop on Amazon link](#) first and a portion of any purchase is sent to WorldwideDX to help with site costs.

## Icom IC-2820 RX Fan Silencer Mod



**AudioShockwav**  
Extraterrestrial Admin

Staff Member



I use my IC-2820 mainly for RX. Annoying is the FAN, which switches on / off during the day, and produces a lot of noise, while i do not find the Icom 'hot' or even 'warm'.

Icom designed the fan circuit in such a way, the fan switches on at approx 28 degrees C. I dived in the circuitry, and found a way to lift this temperature to approx 35 degrees C.

The mod is fairly simple, by just replacing a resistor, however the difficulty rate goes sky high if you see how large the resistors are these days.

We are talking about R510 on the main unit. The resistor is located under the speaker, and can be accessed by lifting the top cover, and removing the speaker. At the top of the diagonally placed IC25 you will find the resistor. It is attached to PIN 71 of IC25.

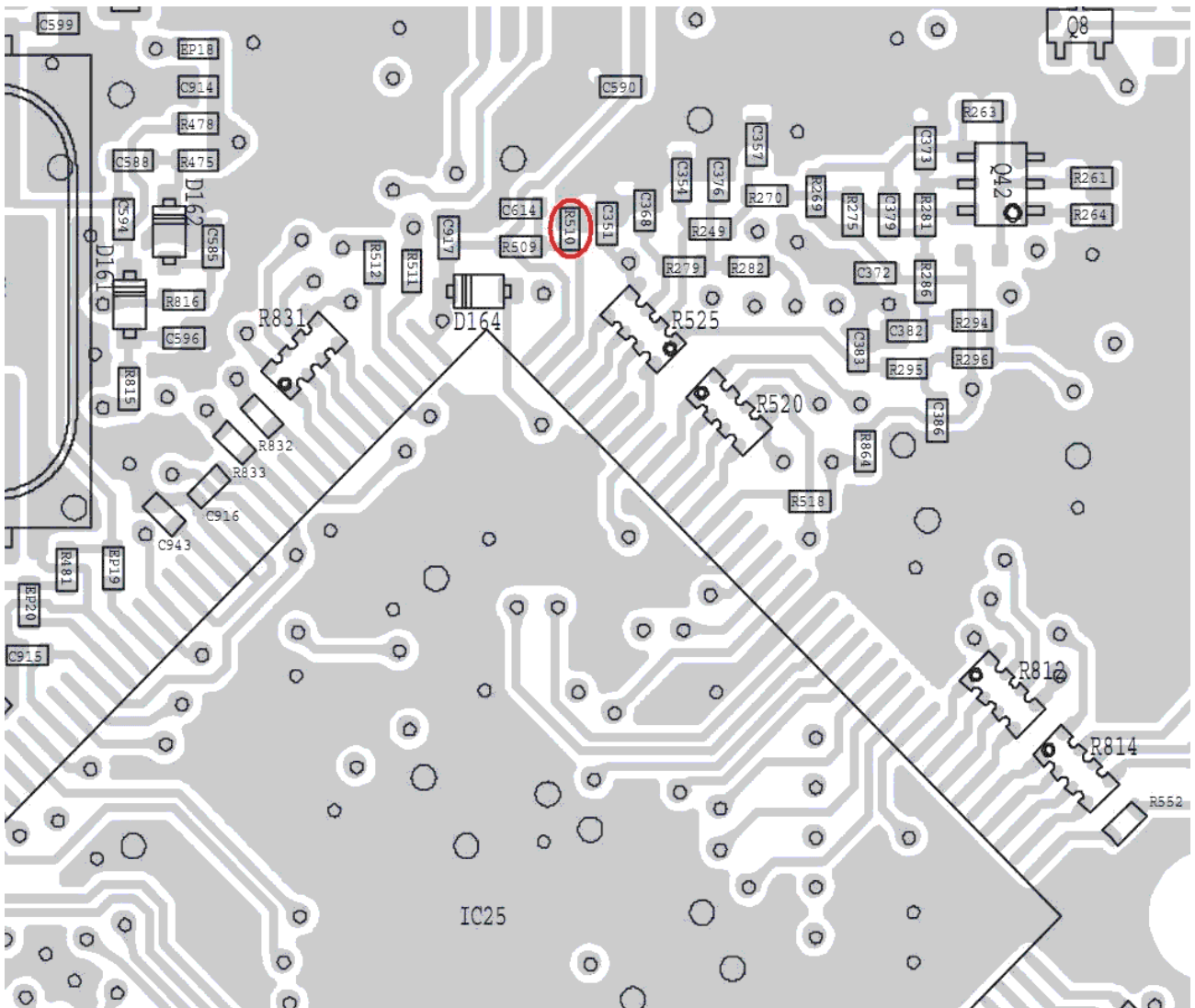
I marked the resistor in RED on the picture below.

You can do 2 things:

1. Replace the resistor (originally 39 kOhm) with a resistor of 22 kOhm.
2. solder a resistor in parallel with the original one.

in that case, you don't have to remove the very small original resistor, and thus can make things easier. You will need a resistor of 56 kOhm to use this method.

If you successfully modified the IC-2820, you will never hear the fan again in normal circumstances. My fan is silent for over 6 months, and my rig works just fine.



DISCLAIMER: Your mileage may vary, i am NOT responsible for ANY damage or faults. Modify your rig at your OWN RISK.

May 23, 2010

[Share Link](#) #1

## In Stock, Ships Today

**KF7RUQ**

W9WDX Amateur Radio Club Member



Do you have any Pics of the finished project?

Thanks.....

Dec 8, 2011

[Share Link](#)

#2

**K1LA**

W9WDX Amateur Radio Club Member



just ordered the 22kOhm resister from digikey that matches the one used in the unit from the factory (except for the value). Any tips on soldering it in? removing them seems straight forward enough but I've never added SMD components before. I hear there is certain resin paste that is helpful....

Jan 2, 2012

[Share Link](#)

#3

**KF7RUQ**

W9WDX Amateur Radio Club Member



I wish that I could help, but I can't.

I hope that you get some replies. I wouldn't expect it, though.

Jan 2, 2012

[Share Link](#)

#4

**AudioShockwav**

Extraterrestrial Admin

Staff Member



We often find Modifications for radio`s by searching the Net, and bringing them here for the Members.

I try to give credit for the Mods when possible, in this case I do not remember who sent me this Mod, I have not done it myself, therefor no pictures.

73  
Jeff

Jan 2, 2012

[Share Link](#) #5



**WR0220**  
Active Member



A lot of people have fixed the red/yellow ring of death on their Xbox/PS3 by using a heat gun to reflow the solder. IF I were to attempt this mod on my 2820 that would be the method I would use to remove/replace the resistor.

Jan 2, 2012

[Share Link](#) #6



**KF7RUQ**  
W9WDX Amateur Radio Club Member



I have read, somewhere else, that people are installing a different fan. According to what they said, (and I can't remember where it was), the fan in the 2820 is a common size and they replaced it with one from a laptop, or something else.

That sounded like a better idea, concerning my soldering skills....

Jan 3, 2012

[Share Link](#) #7



**K1LA**  
W9WDX Amateur Radio Club Member



I'm going to attempt to replace the resistor today using a hot air rework station and some syringe dispatched solder paste. I'll try to post pictures and the results later.

Jan 11, 2012

[Share Link](#) #8



**WR0220**  
Active Member



Any luck with the resistor swap?

Jan 14, 2012

[Share Link](#) #9

(You must log in or sign up to post here.)

### Share This Page

Tweet







Recommend

[Sign Up](#) to see what your friends recommend.

Sign up now!

#### dxChat (24)

Welcome to WorldwideDX.com!!

-  12:06 PM - ButtFuzz: Good Morning!
-  2:43 PM - Roadstar: good morning all
-  3:14 PM - ExitThirteen: woid.
-  4:45 PM - ExitThirteen: big woid.
-  4:46 PM - ButtFuzz: Yessir!
-  4:55 PM - 357magnum: [Good Morning All !](#)

Ad



**Baofeng UV-5R UHF VHF Dual Band Two Way Ham**  
**\$20.99**  
Free Shipping



**Premium KB9VBR J-Pole Base Antenna 2 meter dual**  
**\$33.47**



**BAOFENG UV-5R VHF UHF Dual Band Two Way Ham**  
**\$20.59**  
Free Shipping



**Baofeng UV-82 Two Way Radio UHF VHF Dual-Band**  
**\$21.99**  
Free Shipping



**BAOFENG UV-5R Two Way Ham Radio Dual Band 136-**  
**\$20.99**  
Free Shipping



**ABBREE AR-F8 GPS 6 Bands(136-520MHz) 8W IP55**  
**\$63.99**  
Free Shipping



**BAOFENG UV-5R III Tri-Band Walkie Talkie Long Range**  
**\$28.99**  
Free Shipping

tag cloud

10 meters amp amplifier amplifiers

antenna aprs cb antenna cb radio

cobra cobra 29 elecraft k3

elecraft kx3 galaxy ham radio

handheld icom kenwood th-d72 mod

**mods radio schematic**

**service manual skip talk ssb swr**

**texas star uniden yaesu**

**yaesu ftm-350r yaesu vx-8r**

### Members Online Now

AK100, RT431, AndrewGS, 2NC995, Hc714, Jphill484, Bruce Frederick, Mudfoot, Robb, BJ radionut, Rick-SJ, kaos513, Victor SAntos, TIN\_CAN, 22racer, Daniel Carter, Jim Barbuscia, SNIPER8541, Jim1428, Hotrod2020alabama, plotdoc, wjm1129, Riverman, fourstringburn, BigMike357, Tokin, KD4YDD, Jay Webb, flip, Panther6872, shepsvettes, RWA60, silverstreak, VoX 997, Herminio, ExitThirteen, PainJoker2, 999, Jeremy Mahay

Total: 441 (members: 43, guests: 305, robots: 93)



[Contact Us](#) [Help](#) [Terms and Rules](#) [↑](#)

### About Us

The WorldwideDX Radio Forum was originally established in 2001. We pride ourselves on welcoming Radio Hobby enthusiasts of all types, while offering unbiased, informative, and friendly discussion among the members. We are working every day to make sure our community is the best Radio Hobbyist's site.

### Like us on Facebook



The WorldwideDX Ra...  
1 601 Páči sa mi to

Stránka sa mi páči

Zaregistrovať sa

Buďte prvý z priateľov, komu sa to páči

### Premium VIP Member

The management works very hard to make sure the community is running the best software, best designs, and all the other bells and whistles. Care to buy us a beer? We'd really appreciate it!

Donate to us!



8. 4. 2020

Icom IC-2820 RX Fan Silencer Mod | WorldwideDX Radio Forum

Advertising Positioning by Digital Point

Forum software by XenForo™ © 2010-2018 XenForo Ltd. | Media embeds by s9e

Theme designed by ThemeHouse.